

**C60/70/80D**


**C60/70/75L**

**C80D900**

Diesel or LPG engine

Pneumatic Tyres

6.000 kg   7.000 kg   7.500 kg   8.000 kg

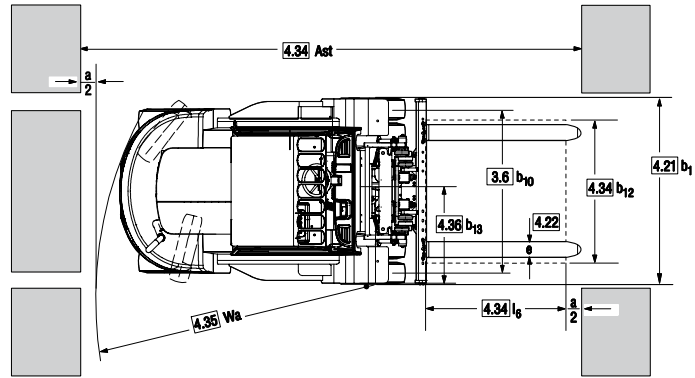
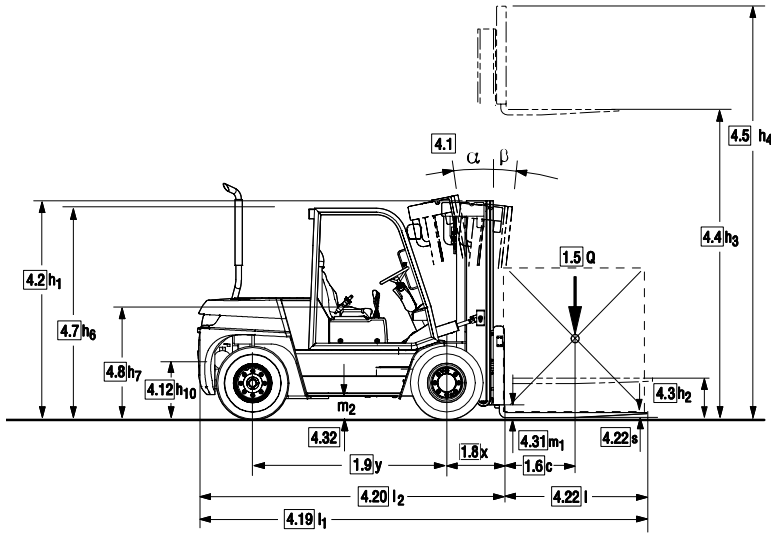


EU-Stage 5 -Diesel

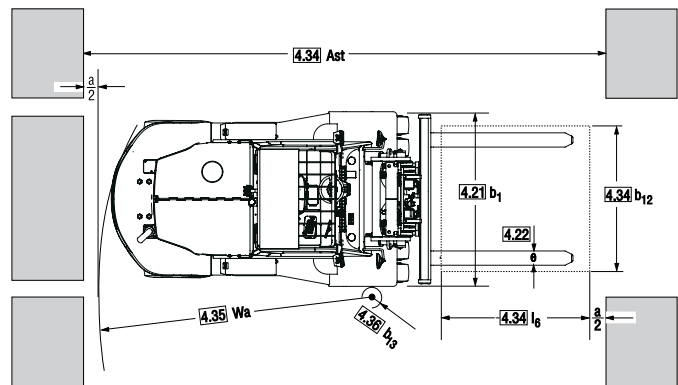
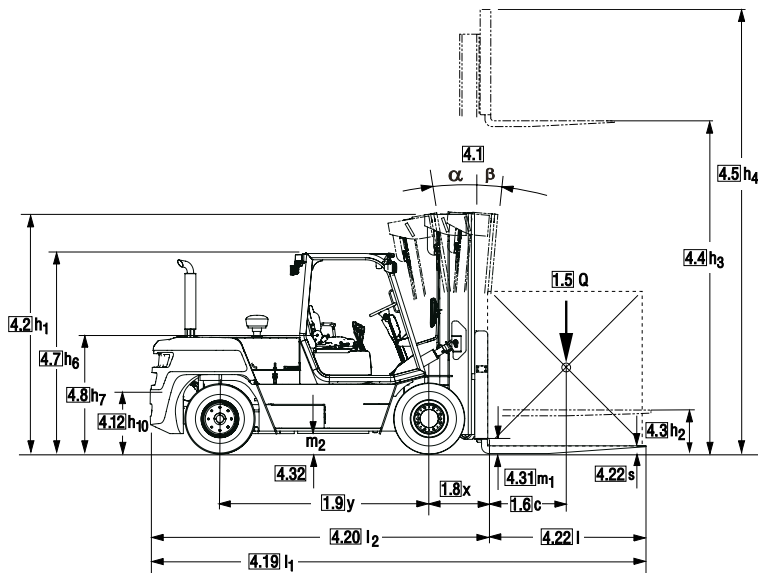
EU-Stage 5 -LPG

# DIMENSIONS

## C60/80



## C80D900



$$A_{st} = W_a + x + l_6 + a$$

gilt nur bei / applies only if  $\frac{b_{12}}{2} < b_{13}$

$$A_{st} = W_a + \sqrt{(l_6 + x)^2 + \left(\frac{b_{12}}{2} - b_{13}\right)^2} + a$$

gilt nur bei / applies only if  $\frac{b_{12}}{2} \geq b_{13}$

$a = 200$

For corresponding data see Specification Chart.

# SPECIFICATIONS

## Product Specifications acc. to VDI 2198

1.1 Manufacturer (Abbreviation)		CLARK	CLARK	CLARK	CLARK
Specifications	1.2 Manufacturer's designation	C60D	C70D	C80D	C80D900
	1.3 Drive unit Diesel, L.P. Gas	Diesel	Diesel	Diesel	Diesel
	1.4 Operator type stand on / driver seated	Driver Seated	Driver Seated	Driver Seated	Driver Seated
	1.5 Load capacity / rated load Q (kg)	6.000	7.000	8.000	8.000
	1.6 Load centre distance c (mm)	600	600	600	900
	1.8 Load centre distance, centre of drive axle to fork face (mm)	630	630	660	660
	1.9 Wheelbase y (mm)	2.250	2.250	2.500	2.500
WT	2.1 Service weight kg	10.210	10.570	11.490	12.950
	2.2 Axle loading, laden front/rear kg	14.130 / 2.080	15.880 / 1.710	17.280 / 2.190	19.040 / 1.910
	2.3 Axle loading, unladen front/rear kg	4.460 / 5.750	4.750 / 5.820	5.040 / 6.450	5.608 / 7.270
Tyres, Chassis	3.1 Tyre type, P = pneumatic, SE = superelastic, C = cushion *1	P	P	P	P
	3.2 Tyre size, front	8.25 x 15 - 14 PR	8.25 x 15 - 14 PR	8.25 x 15 - 18 PR	8.25 x 15 - 18 PR
	3.3 Tyre size, rear	8.25 x 15 - 14 PR	8.25 x 15 - 14 PR	8.25 x 15 - 18 PR	8.25 x 15 - 18 PR
	3.5 Wheels, number front/rear (x = drive wheels)	4 x / 2	4 x / 2	4 x / 2	4 x / 2
	3.6 Tread, front b10 (mm)	1.575	1.575	1575	1685
	3.7 Tread, rear b11 (mm)	1.610	1.610	1610	1610
	Dimensions	4.1 Tilt of upright $\alpha$ = back / $\beta$ = front Grad	10 / 15	10 / 15	10 / 15
4.2 Height, upright lowered h1(mm)		2.500	2.500	2.476	2.796
4.3 Freelift h2(mm)		110	110	233	233
4.4 Lift height *2 h3(mm)		3.300	3.300	3.300	3.100
4.5 Height, upright extended h4(mm)		4.464	4.464	4.464	4.214
4.7 Height overheadguard (cab); Std / Container h6(mm)		2.370	2.370	2.370	2.370
4.8 Seat height h7(mm)		1.320	1.320	1.320	1.320
4.12 Coupling height h10(mm)		470	470	470	470
4.19 Overall length l1(mm)		4.723	4.783	5.095	5.746
4.20 Length to face of forks l2(mm)		3.523	3.583	3.895	3.946
4.21 Width b1, b2 (mm)		2.125	2.125	2.125	2.235
4.22 Fork dimensions s • e • l (mm)		60 x 150 x 1.220	60 x 150 x 1.220	70 x 180 x 1.200	70 x 180 x 1.800
4.23 Fork carriage DIN 15173, A, B		Shaft type	Shaft type	Shaft type	Shaft type
4.24 Fork carriage width b3 (mm)		2.040	2.040	2.040	2.040
4.31 Ground clearance minimum m1 (mm)		216	216	216	216
4.32 Ground clearance centre of wheelbase m2 (mm)		230	230	230	230
4.33 Aisle width for pallets 1.000 x 1.200 crossways Ast(mm)	5.250	5.280	5.616	6.138	
4.34 Aisle width for pallets 800 x 1.200 lengthways Ast(mm)	5.450	5.480	5.816	6.338	
4.35 Turning radius (mm)	3.420	3.450	3.775	3.838	
4.36 Internal turning radius b13 (mm)	1.416	1.497	1.497	1.497	
Performances	5.1 Travel speed laden/unladen km/h	30.4 / 32.9	30.1 / 32.9	29.7 / 32.7	26.2 / 29.4
	5.2 Lift speed laden/unladen m/s	0.40 / 0.42	0.39 / 0.42	0.37 / 0.42	0.36 / 0.42
	5.3 Lowering speed laden/unladen m/s	0.45 / 0.43	0.45 / 0.43	0.45 / 0.43	0.45 / 0.43
	5.6 Max. drawbar pull laden/unladen *3 N	61.789 / 19.306	61.132 / 18.620	62.024 / 19.286	74.852 / 23.471
	5.8 Max. gradeability laden/unladen *3 %	44.5 / 20.7	40.4 / 19.8	36 / 18.8	40.9 / 19.9
	5.10 Service brake	Wet disc brake	Wet disc brake	Wet disc brake	Wet disc brake
I.C. – Engine	7.1 Manufacturer / Type *4	Kubota / V3800-CR-TE5B	Kubota / V3800-CR-TE5B	Kubota / V3800-CR-TE5B	Kubota / V3800-CR-TE5B
	7.2 Rated output acc. DIN 70 020 kW	55.4	55.4	55.4	55.4
	7.3 Rated speed acc. DIN 70 020 min-1	2.000	2.000	2.000	2.000
	7.4 No. of cylinders / displacement /cm3	4 / 3.8	4 / 3.8	4 / 3.8	4 / 3.8
	7.5 Fuel consumption acc. VDI-Cyclus Diesel = l/h, L.P.-Gas = kg/h	-	-	-	-
Miscellaneous	8.1 Type of drive control	hydrodynamic	hydrodynamic	hydrodynamic	hydrodynamic
	8.2 Operating pressure for attachments *5 bar	Adjustable	Adjustable	Adjustable	Adjustable
	8.3 Oil volume for attachments l/min	max. 35	max. 35	max. 35	max. 35
	8.4 Sound level, driver's ear acc. EN 12053 dB (A)	80.5	80.5	80.5	80.5
	8.5 Towing coupling, class/type DIN	PIN	PIN	PIN	PIN

\*1 Optional with superelastic tyres \*2 Futher lift heights see upright table \*3 At friction coefficient  $\mu=0.6$  \*4 Diesel = Stage 5  
LPG = Stage 5 \*5 Max. 140 bar

Performance may vary + 5 % and - 10 % due to motor and system efficiency tolerance. The performance shown represents nominal values which may be obtained under typical operating conditions of a machine. CLARK products and specifications are subject to change without notice.

## Product Specifications acc. to VDI 2198

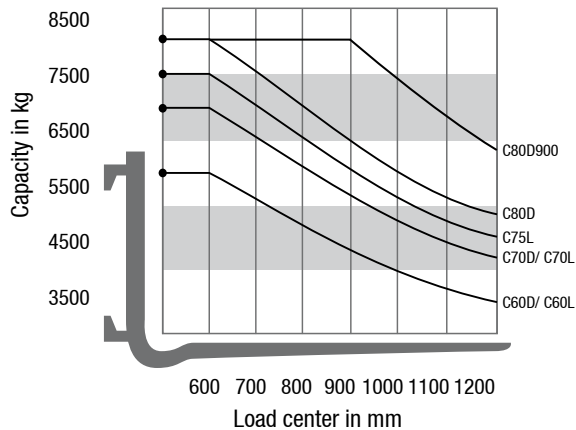
	1.1 Manufacturer (Abbreviation)		CLARK	CLARK	CLARK
Specifications	1.2 Manufacturer's designation		C60L	C70L	C75L
	1.3 Drive unit Diesel, L.P. Gas		LPG	LPG	LPG
	1.4 Operator type stand on/driver seated		Driver Seated	Driver Seated	Driver Seated
	1.5 Load capacity / rated load	Q (kg)	6.000	7.000	7.500
	1.6 Load centre distance	c (mm)	600	600	600
	1.8 Load centre distance, centre of drive axle to fork face (mm)		630	630	630
	1.9 Wheelbase	y (mm)	2.250	2.250	2.250
	WT	2.1 Service weight	kg	9.077	9.447
2.2 Axle loading, laden front / rear		kg	13.263 / 1.814	14.685 / 1.762	15.514 / 1.576
2.3 Axle loading, unladen front / rear		kg	3.998 / 5.079	3.877 / 5.570	3.934 / 5.656
Tyres, Chassis	3.1 Tyre type, P = pneumatic, SE = superelastic, C = cushion *1		P	P	P
	3.2 Tyre size, front		8.25 x 15 - 14 PR	8.25 x 15 - 14 PR	8.25 x 15 - 14 PR
	3.3 Tyre size, rear		8.25 x 15 - 14 PR	8.25 x 15 - 14 PR	8.25 x 15 - 14 PR
	3.5 Wheels, number front / rear (x = drive wheels)		4 x / 2	4 x / 2	4 x / 2
	3.6 Tread, front	b10 (mm)	1.575	1.575	1.575
	3.7 Tread, rear	b11 (mm)	1.610	1.610	1.610
	Dimensions	4.1 Tilt of upright $\alpha$ = back / $\beta$ = front	Grad	10 / 15	10 / 15
4.2 Height, upright lowered		h1(mm)	2.650	2.650	2.650
4.3 Freelift		h2(mm)	110	110	110
4.4 Lift height *2		h3(mm)	3.300	3.300	3.300
4.5 Height, upright extended		h4(mm)	4.464	4.464	4.464
4.7 Height overheadguard (cab); Std / Container		h6(mm)	2.370	2.370	2.370
4.8 Seat height		h7(mm)	1.320	1.320	1.320
4.12 Coupling height		h10(mm)	470	470	470
4.19 Overall length		l1(mm)	4.723	4.783	4.783
4.20 Length to face of forks		l2(mm)	3.523	3.583	3.583
4.21 Width		b1, b2 (mm)	2.125	2.125	2.125
4.22 Fork dimensions		s • e • l (mm)	60 x 150 x 1.200	60 x 150 x 1.200	60 x 180 x 1.200
4.23 Fork carriage DIN 15173, A, B			Shaft type	Shaft type	Shaft type
4.24 Fork carriage width		b3 (mm)	2.040	2.040	2.040
4.31 Ground clearance minimum		m1 (mm)	216	216	216
4.32 Ground clearance centre of wheelbase		m2 (mm)	230	230	230
4.33 Aisle width for pallets 1.000 x 1.200 crossways	Ast(mm)	5.250	5.280	5.280	
4.34 Aisle width for pallets 800 x 1.200 lengthways	Ast(mm)	5.450	5.480	5.480	
4.35 Turning radius	(mm)	3.420	3.450	3.450	
4.36 Internal turning radius	b13 (mm)	1.063	1.063	1.063	
Performances	5.1 Travel speed laden / unladen	km/h	29.3 / 31.4	29.0 / 30.2	28.3 / 29.6
	5.2 Lift speed laden / unladen	m/s	0.44 / 0.49	0.42 / 0.49	0.39 / 0.49
	5.3 Lowering speed laden / unladen	m/s	0.45 / 0.43	0.45 / 0.43	0.45 / 0.43
	5.6 Max. drawbar pull laden / unladen *3	N	58.345 / 23.347	62.784 / 22.661	59.448 / 22.955
	5.8 Max. gradeability laden / unladen *3	%	41.0 / 21.4	42.2 / 20.0	38.4 / 20.0
	5.10 Service brake		Wet disc brake	Wet disc brake	Wet disc brake
I.C. - Engine	7.1 Manufacturer / Type *4		PSI 4X	PSI 4X	PSI 4X
	7.2 Rated output acc. DIN 70 020	kW	82	82	82
	7.3 Rated speed acc. DIN 70 020	min-1	2.400	2.400	2.400
	7.4 No. of cylinders / displacement	/cm3	6 / 4.300	6 / 4.300	6 / 4.300
	7.5 Fuel consumption acc. VDI-Cyclus Diesel= l/h, L.P.-Gas=kg/h		-	-	-
Miscellaneous	8.1 Type of drive control		hydrodynamic	hydrodynamic	hydrodynamic
	8.2 Operating pressure for attachments *5	bar	Adjustable	Adjustable	Adjustable
	8.3 Oil volume for attachments	l/min	max. 35	max. 35	max. 35
	8.4 Sound level, driver's ear acc. EN 12053	dB (A)	82.7	82.7	82.7
	8.5 Towing coupling, class / type DIN		PIN	PIN	PIN

\*1 Optional with superelastic tyres \*2 Futher lift heights see upright table \*3 At friction coefficient  $\mu=0.6$  \*4 Diesel = Stage 5  
LPG = Stage 5 \*5 Max. 140 bar

Performance may vary + 5 % and - 10 % due to motor and system efficiency tolerance. The performance shown represents nominal values which may be obtained under typical operating conditions of a machine. CLARK products and specifications are subject to change without notice.

# GENERAL DATA

## Truck Capacities Capacity at different load centres



### Note:

The listed capacities are valid only for the standard upright in vertical position with standard fork carriage and standard forks, up to max. lifting height of 3300 mm. The centre of gravity of the load may be displaced by max. 100 mm against the longitudinal centre plane of the truck. Load centre is determined from top and front face of the forks. The values are based on a 1000 mm cube load configuration with the centre of gravity at the true centre of the cube. With upright tilted forward lower capacity values are valid. Attachments, longer forks, exceptional load dimensions and higher lifting heights can reduce the capacity. Please talk to your CLARK dealer if you require further information.

## Upright table C60D/C70D

Mast type	Maximum Fork Height (h3)	Mast		Freihub (h2)	
		Lowered (h1)	Extended		
	mm	mm	mm	mm	
Standard	2500	2250	3664	110	
	2700	2350	3864		
	3000	2500	4164		
	3300	2650	4464		
	3500	2750	4664		
	3700	2850	4864		
	4000	3000	5164		
	4500	3250	5664		
	5000	3500	6164		
	5500	3750	6664		
Triple	6000	4200	7164	1211	
	6400	4400	7564		
	3850	2313	4980		1211
	4000	2363	5130		1261
	4500	2531	5634		1429
	4900	2665	6036		1563
	6200	3097	7332		1995
	7000	3363	8140		2261
	8000	3695	9140	2593	

## Upright table C60L/C70L/C75L

Mast type	Maximum Fork Height (h3)	Mast		Freelift (h2)	
		Lowered (h1)	Extended		
	mm	mm	mm	mm	
Standard	2500	2250	3664	110	
	2700	2350	3864		
	3000	2500	4164		
	3300	2650	4464		
	3500	2750	4664		
	3700	2850	4864		
	4000	3000	5164		
	4500	3250	5664		
	5000	3500	6164		
	5500	3750	6664		
Triple	6000	4200	7164	1211	
	6400	4400	7564		
	3850	2313	4980		1211
	4000	2363	5130		1261
	4500	2531	5634		1429
	4900	2665	6036		1563
	6200	3097	7332		1995
	7000	3363	8140		2261
	8000	3695	9140	2593	

## Upright table C80D

Mast type	Maximum Fork Height (h3)	Mast		Freelift (h2)	
		Lowered (h1)	Extended		
	mm	mm	mm	mm	
Standard	2300	2226	3464	223	
	2500	2326	3664		
	2800	2476	3964		
	3100	2626	4264		
	3300	2726	4464		
	3500	2826	4664		
	3800	2976	4964		
	4300	3226	5464		
	4800	3476	5964		
	5300	3726	6464		
	5800	3976	6964		
	6200	4176	7364		
Triple	3650	2313	4790	1211	
	3800	2363	4940		1261
	4300	2531	5444		1429
	4700	2665	5846		1563
	6000	3097	7142		1995
	6800	3363	7950		2261
	7800	3695	8950		2593

## Upright table C80D900

Mast type	Maximum Fork Height (h3)	Mast		Freelift (h2)	
		Lowered (h1)	Extended		
	mm	mm	mm	mm	
Standard	3100	2976	4484	233	
	3600	3046	4984		
	4600	3546	5984		
	5600	4046	6984		
	6000	4246	7384		
Triple	4700	2866	6084	1764	
	5430	3096	6814		1994
	6030	3296	7414		2194

# PRODUCT DESCRIPTION

Drawing on the many years of manufacturing in the 6 to 8 ton range of forklifts, Clark offers with the C60-80 series the optimized collection of high quality components making for an extremely powerful truck. The combination of a capable efficient 67kW diesel engine, a fully automatic three speed gearbox and wet disc brakes as a standard together with a one piece robust frame makes this series extraordinary strong and tough. The low operating and maintenance costs as well as the ergonomic designed operator compartment are also highlights of this series of trucks. Exactly what you rightly can expect from a heavy duty truck produced by CLARK.

## Driver's cab

The driver accesses his ergonomically designed compartment via two large, low positioned steps from either side of the machine. A grab handle on the driver's side of entry makes it easy to climb up and down without effort. A full width rubber floor covering in the footwell area prevents slippage. The adjustable steering column (30°) with two spoke steering wheel, an easy to adjust, comfortable operators seat, together with impressive leg room allow perfect adaptation to any driver. Automotive style foot pedals and fully directional hood mounted control levers marked with international symbols avoid confusion for any operator. A clear TFT LCD colour display ensures all operating data is available in real time. A low front cowl and ingenious narrow profile arrangement of the chains and hoses on the upright ensure a wide field of vision for the driver. Easily accessible storage compartments and an ideally positioned automotive style hand brake, set this driver's cab apart. Additionally this series offers protected storage compartments integrated in the vehicle frame.

## Engine, Transmission

The CLARK C60-80 series diesel and LPG forklift trucks have high power and torque. The robust engines used are recognised and field-tested worldwide and have a very high performance for their power class. Both the LPG engine (PSI 4X) and the diesel engine (KUBOTA V3800-CR-TE5B) comply with exhaust gas stage 5 and therefore the latest strict EU regulations. The KUBOTA (V3800-CR-TE5B) with 55.4 kW at 2,000 rpm is equipped with a diesel oxidation catalyst (DOC) with exhaust gas recirculation and a diesel particulate filter. This combination not only ensures a low-maintenance operation, but also low-emission during driver usage. Equally low-emission and at the same time powerful is the 4.3-litre PSI 4X, which is powered by LPG. Both engine variants have a standard fully automatic, already proven, „Power Shift“ 3-speed transmission. Thus, ensuring the operator can carry out his work precisely and comfortably. The inching pedal has an integrated brake function, allowing controlled driving and fast lifting operations. To prevent possible damage due to overheating, the temperature of the engine and transmission is constantly monitored. A decoupled design of engine, transmission and drive axle also reduces vibrations and noise to a minimum.

## Brake system

All the trucks of this series have wet disc service brakes and an independent drum parking brake as standard. When the parking brake is applied, the transmission is placed in neutral to avoid any unintentional driving against the parking brake. The wet disc brakes have minimum abrasion, are maintenance free and allow very sensitive braking even with a heavy load. Power assisted foot brakes ensure a relaxed and stress free operation allowing the operator to work in a free manner with full focus on the task in hand. Remember, a stress free comfortable operator, works always at his peak ensuring optimum productivity over the complete shift.

## Steering system

The hydrostatic power steering eliminates steering Kick-Back, makes steering easy and reaches full lock with just a few turns of the steering wheel. The steering axle has pivotal bearings mounted in rubber steel elements. The spherical bearing mounted short tie rods are adjustment free and guarantee precise and continuous driving in a straight line. The double acting steer cylinder ensures precise and direct steering. The axle king pins are mounted in lubricated tapered roller bearings for long service life.

## Hydraulic system

A full-flow reverse filter, filters the oil to the tank at each reverse flow. Rough particles are filtered directly via a suction filter, thereby preventing them from entering the oil circuit, ensuring a long service life for all hydraulic components. Enough hydraulic oil is always available for all functions, because a high-capacity pump provides adequate oil supply for the upright and the hydrostatic steering. A priority distributor ensures steering priority in all conditions. Load handling is controlled via a load sensitive-response and precise control valve. A safety valve provides extra safety and prevents an uncontrolled lowering of the load at all times.

## Upright

The clear-view uprights are available in Standard and Triplex versions. The heavy duty interlocked narrow profiles provide high strength even under the heaviest load. The canted (angled) mounted rollers are adjusted or exchangeable without disassembling the upright.

The tilt cylinders are mounted in spherical bearings allowing free movement. This consequently extends the service life of the complete cylinder. An integral tilt-lock valve prevents unintentional tilting of the upright when the power is off.

The heavy duty tapered forged forks with hook or shaft mounting are adjustable and locked by individual pins.

A hydraulic dampening system reduces impacts and vibrations during the transition between the individual lifting sections whilst raising or lowering, thus protecting the products and extending service life. The sturdy 6-roller fork carriage with adjustable side thrust rollers enhances the durability of this design, preventing carriage "Jamming" when handling off-set loads.

## Additional standard equipment

Protected front headlights, direction indicator lights, combination rear lights with brake lights and white reversing lights, pneumatic tyres, acoustic reversing alarm, paintwork in the bright safety colour "CLARK Green", driver's compartment, upright and rims in black.

## Additional equipment

SE tyres, attachments, air-conditioned or heated cabs, integrated or hook on side-shifts, quick-release couplings, spark protection, various seats and much more. For working in confined spaces and in critical areas of the warehouse is optionally a rear view camera or a 360 degree camera system, the CLARK SafeView360 available.

## Certification

The C60-80 series is CE certified and corresponds to all European safety standards for forklift trucks.

## The new C80D900

The load-bearing capacity of the C80D900 has been increased by 25% by reinforcing the frame, making the counterweight heavier and adapting the drive axle and the upright rails. Ideal for demanding applications, such as in the construction industry, construction material yards, woodworking, metalworking industry, paper and beverages industry as well as at forwarding agents and logistic companies.

Talk to your CLARK dealer to find the optimum equipment for you.

CLARK Europe GmbH  
 Dr.-Alfred-Herrhausen-Allee 33  
 47228 Duisburg / Germany  
 Tel.: +49 (0)2065 499 13-0  
 Fax: +49 (0)2065 499 13-290  
 E-Mail: Info-europe@clarkmhe.com  
 www.clarkmhe.com

Dealer: